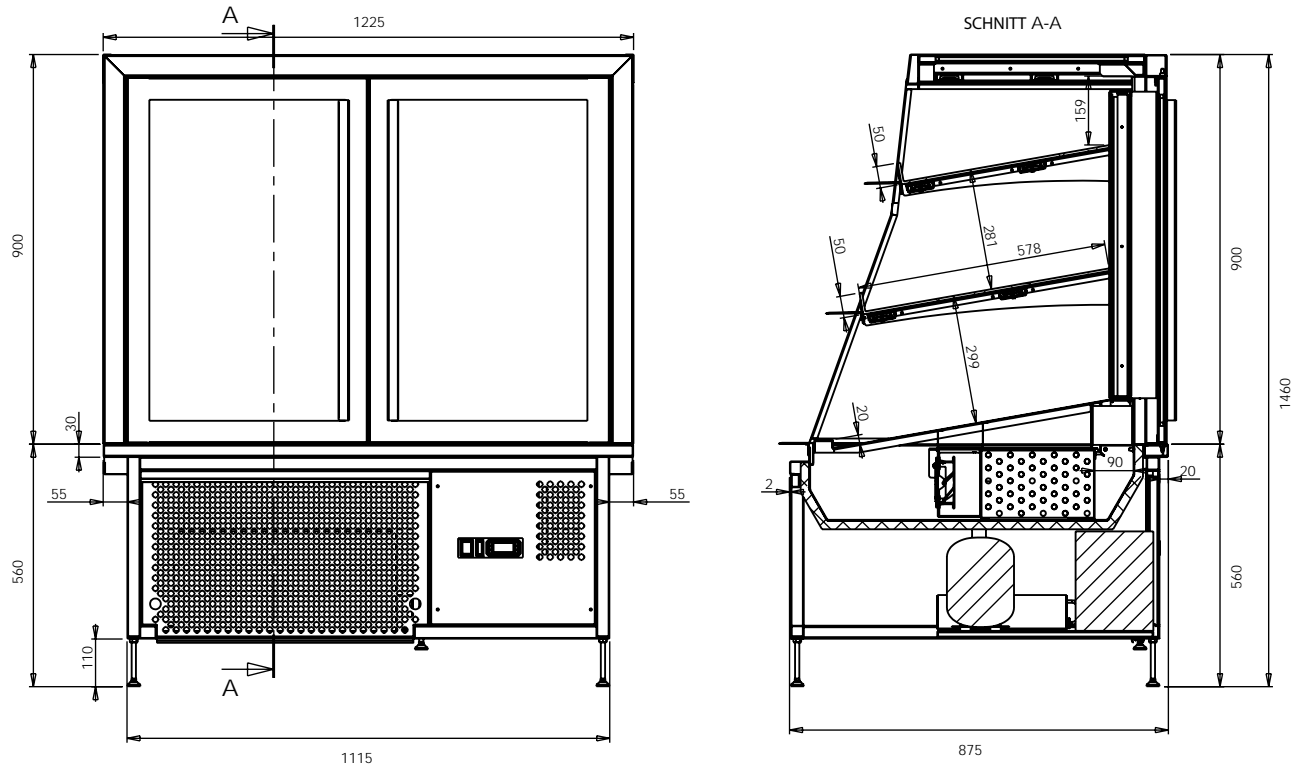


Technical drawing



Specification list

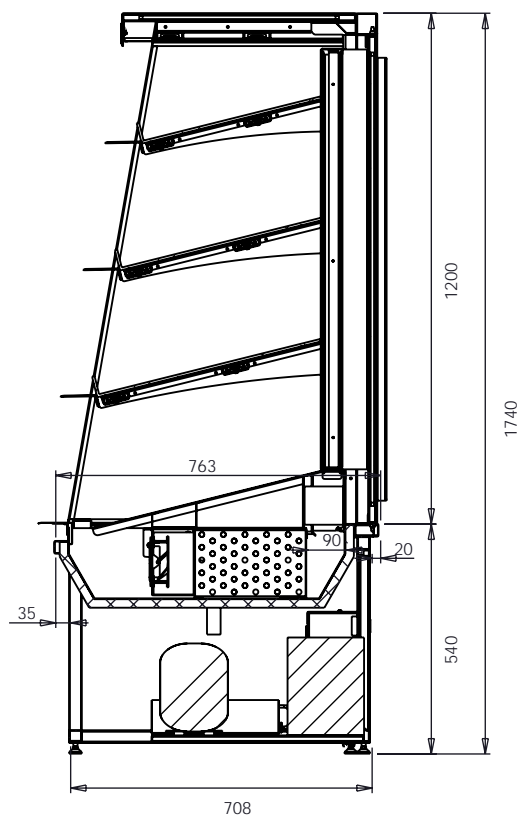
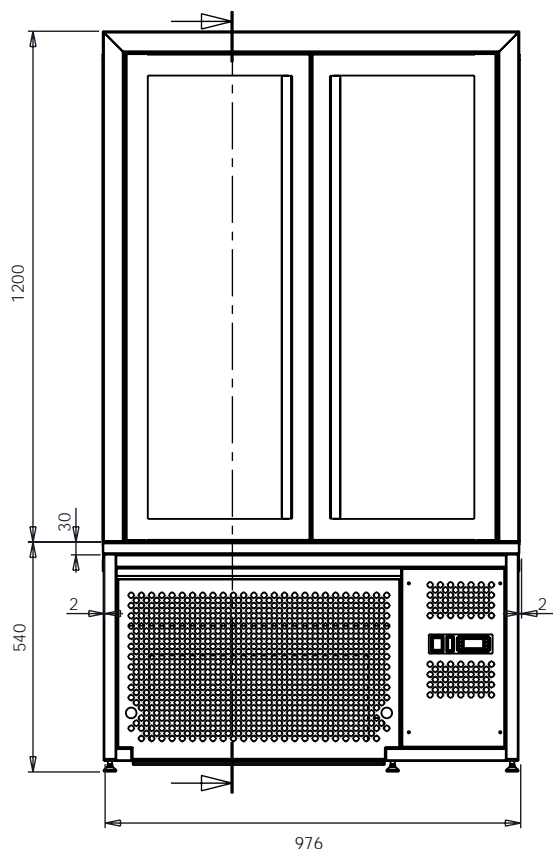
Outside dimension:

Width (x) [mm]	1225
Depth (y) [mm]	875
Height (z) [mm]	1460
Temperature	+4°C ~ +8°C
Cooling medium	R290
Refr. capacity (evap. @ -10°C)	1kW
Voltage	1, N, PE ~ 230V, 50Hz
Power input	1,2kW
Current draw	6A
Central cooled Power input / Current draw	~ 0,12kW / ~ 1A

Model	Order number	Price
Showcase Edeka, RAL 9005	V1-030115-0003	

* The evaporation tub is not included as a standard part of the product;
it must be specified when placing the order.

Technical drawing



Specification list

Outside dimension:	
Width (x) [mm]	976
Depth (y) [mm]	708
Height (z) [mm]	1740
Temperature	+4°C ~ +8°C
Cooling medium	R290
Refr. capacity (evap. @ -10°C)	1kW
Voltage	1, N, PE ~ 230V, 50Hz
Power input	1,1kW
Current draw	5,8A
Central cooled Power input / Current draw	~ 0,12kW / ~ 1A

Model	Order number	Price
Showcase Netto Edeka, RAL 9005	V1-030115-0004	

* The evaporation tub is not included as a standard part of the product;
it must be specified when placing the order.